

Billedarkiv over rene og beskidte transportbiler Photo archive of clean and dirty transport vehicles

1	TERMINOLOGIER/TERMINOLOGY	2
2	UDSTYR/EQUIPMENT	3
3	TRANSPORTBILER OG TILHØRENDE RUM/TRANSPORT VEHICLES AND COMPARTMENTS.....	6
4	OPMÆRKSOMHEDSPUNKTER/FOCUS AREAS.....	12



Udarbejdet af / Authored by:

DANISH-teamet i Veterinær- og kvalitetsforhold i Landbrug & Fødevarer, under ansvar af:
Kvalitetschef DANISH, Asger Kjær Nielsen, akn@lf.dk, mobil: 20 53 48 09

1 TERMINOLOGIER/TERMINOLOGY



Figur 1. Magasinrum/storage compartment.



Figur 2. Teknikrum//technical control compartment.

2 Udstyr/Equipment

Gummistøvler, drivplader og -padler skal være rene – ellers skal de vasket og desinficeres.
Rubber boots, sorting paddle and pushing plate must be clean – otherwise they must be cleaned and disinfected.



Figur 3. Støvler/rubber boots.



Figur 4. Drivplader/pushing plate.



Figur 5. Padler/sorting paddle.

Flere eksempler på beskidt og defekt udstyr, der skal kasseres (iflg. DANISH Transportstandard):
Examples of dirty and defect equipment that must be scrapped (according DANISH Transport Standard):



Figur 6. Paddel, der er revnet, kan ikke garanteres ren indvendig og skal kasseres (iflg. DANISH Transportstandard).
Paddle that is cracked cannot be guaranteed to be clean on the inside and must be scrapped (according to DANISH Transport Standard).



Figur 7. Drivbræt med skidt på og revner i skal kasseres (iflg. DANISH Transportstandard).
Pushing plate with dirt or cracks must be scrapped (according to DANISH Transport Standard).

3 TRANSPORTBILER OG TILHØRENDE RUM/TRANSPORT VEHICLES AND COMPARTMENTS



Figur 8. Rustnister – OK/Rust flecks – OK.



Figur 9. Rustnister – OK / Rust flecks – OK.




Figur 10. Beskidt drikkekop – AFVIST / Dirty drinking cup – REJECTED.



Figur 11. Biofilm - OK. Blev i dette tilfælde bedt om at rense af inden næste tur til DK / Biofilm – OK. They were asked to clean it off before next trip to DK.




Figur 12. Skade/revne i vognside – AFVIST / Damage/crack in side of truck – REJECTED.




Figur 13. Opsprøjt af rene spåner - OK (fordi det er rene spåner). Skylls ud med desinfektionsvæsken.
Splash of clean shavings – OK (because the shavings are clean). Flushed out with the disinfection fluid.



Figur 14. "Nister"/stænk af skidt – AFVIST / "Flecks"/splash of dirt – REJECTED.



Figur 15. Halm mellem dæk og side – AFVIST / Straw between the deck and the side – REJECTED.



Figur 16. Skidt i hjørne – AFVIST / Dirt in corner – REJECTED.



Figur 17. Skillevæg med huller – AFVIST. Der er tydeligvis skidt inde i skillevæggen.
Partition wall with holes – REJECTED. There is clearly dirt in the partition wall.



Figur 18. Tydeligt spor af gødning – AFVIST / Clear traces of manure – REJECTED.



Figur 19. Magasin-/teknikrum med skidt/gødning – AFVIST / Storage compartment/technical control compartment with dirt/manure – REJECTED.

4 OPMÆRKSOMHEDSPUNKTER/FOCUS AREAS



Figur 20. Låger med dobbelt-åbning hvor skidt kan gemme sig / Doors with double-opening where dirt can hide.



Figur 21. Magasinrum med ekstra stiskillerum. Skal ud og efterses / Compartment room with an extra path partition compartment. This has to be taken out and inspected.